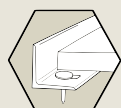




BERA  B-Edge Pro

Garden Edging 12 & 20 cm height



BERA[®]





BERA® B-Edge Pro

Paths, walkways, lawns and borders are easily separated by our 12 cm or 20 cm high "B-Edge Pro" resp. "B-Edge Pro XL" professional edging.

They are available in 10 m and 20 m lengths. Flexible, safe and universal in their application either curved or straight. The zig-zag profile ensures additional hold in the soil. Virtually invisible, easy to install and safe for those enjoying games in the garden. The 2 mm resp. 2.5 mm thick profile prevents any injuries commonly experienced with metal or thin plastic products. The "XL" even has a 3.5 mm rounded top for additional safety in gardens and playgrounds. BERA® B-Edge Pro is light in weight, easy to cut with scissors to create your own design virtually without any limits. Available in 2 colours to match the application and environment.

BERA® B-Edge Pro is made of highest quality polyethylene and is fully recyclable underlining our strive to care about people and environment.



TECHNICAL SPECIFICATIONS

Product	: BERA® B-Edge Pro	Pro XL
Colour	: Black or green	Black
Material	: Polyethylene (recyclable)	Polyethylene (recyclable)
Weight	: 250 gr/m'	500 gr/m'
Length	: 10 or 20 m	10 or 20 m
Height	: 12 cm	20 cm
Thickness	: 2 mm	2.5 mm (top 3.5 mm)
Product Safety	: REACH	REACH
Product Standard	: ISO9001	ISO9001
UV and frost	: Protected	Protected
Pallet qty 10 m coils	: 156 pcs	70 pcs**
Pallet qty 20 m coils	: 91 pcs	60 pcs**
Pallet dimension	: 120 x 80 x 175 cm	120 x 80 x 215** cm
Weight 10 m coils	: 425 kg	370 ** kg
Weight 20 m coils	: 480 kg	620 ** kg
Art ID code 10 m	: 1410090	1410095
Art ID code 20 m	: 1410091	1410096
HS Code	: 390110100000	390110100000

*All data are subject to change without further notice

* standard colour is black, green on request

** values are estimated

Installation Instructions



Uncoil the B-Edge Pro (XL) by putting a weight at the ends during mild ambient temperature, preferably in the sun. This allows the edge to flatten.



Create a ditch to separate two area's by the B-Edge Pro (XL) and insert evenly, allow enough to prevent soil, gravel or mulch to easily drop into the adjacent area. As shown in (3) install 20 cm long steel nail for additional hold, if required (not supplied)



Whilst keeping the edge down, push the soil firmly against the B-Edge Pro (XL). Instead of a steel nail, supporting pins at the back of the edge can be installed for additional lateral support (not supplied)

Contact:

BERA B.V. (Headquarters)
BERA B.V. (Germany)
BERA Sarl (France)
BERA South Africa Pty Ltd (South Africa)
BERACR Centro América (Centro América)
BERA B.V. (Russia)
BERA Slovakia s.r.o. (Slovakia)
BERA CZECH s.r.o. (Czech Republic)
BERA Egypt

T: +31 (0) 33 257 0302
T: +49 (0) 30 78 71 68 85
T: +33 (0) 9 81 12 76 58
T: +27 83 449 3954
T: +(506) 87039731
T: +7 910 440 6470
T: +421 910 705 706
T: +420 777 484 937
T: +02012 042 411 16

E: info@bera-bv.com
E: kontakt@bera-bv.com
E: info@bera-sarl.fr
E: franko@bera-bv.com
E: centro.america@bera-bv.com
E: russia@bera-bv.com
E: slovakia@bera-bv.com
E: beracz@bera-bv.com
E: sally@bera-bv.com



www.bera-bv.com